

# BI4Dynamics BC & NAV Factsheet

Listing of all Dimensions and Measures BC is offering classified by business area & fact.

Last update: August 2021

Version 3.04

# Contents

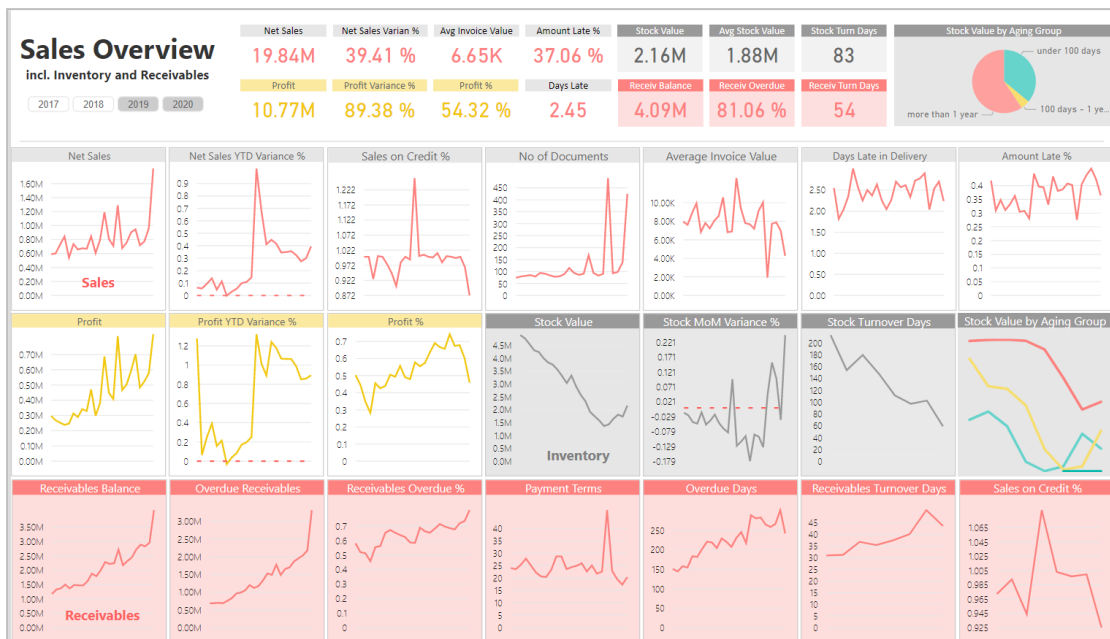
- SALES ANALYSIS ..... 1**
  - Sales Values ..... 2
  - Sales Shipped Quantities ..... 2
  - Sales Delivery..... 2
  - Sales Budget Values..... 3
  - Sales Orders..... 3
  - Sales Orders Archive..... 3
- RECEIVABLES ANALYSIS ..... 4**
  - Receivables Transactions..... 5
  - Receivables State..... 5
- INVENTORY ANALYSIS ..... 6**
  - Inventory Shipped Transactions ..... 7
  - Inventory Invoiced Transactions ..... 7
  - Inventory Aging Transactions ..... 7
  - Inventory State ..... 7
- FINANCE ANALYSIS ..... 8**
  - GL Transactions ..... 9
  - GL Budget Transactions..... 9
  - GL Account Schedule Transactions..... 9
  - GL Cash Flow Transactions ..... 9
- PURCHASE ANALYSIS ..... 10**
  - Purchase Values..... 11
  - Purchase Delivery ..... 11
  - Purchase Received Quantities ..... 11
  - Purchase Budget Values ..... 11
  - Purchase Orders ..... 11
  - Purchase Orders Archive ..... 12
- PAYABLES ANALYSIS ..... 13**
  - Payables Transactions ..... 14
  - Payables State ..... 14
- MANUFACTURING ANALYSIS ..... 15**
  - Manufacturing Transactions..... 16
  - Manufacturing Capacity Cost Transactions..... 16
  - Manufacturing Capacity Time Transactions..... 16
  - Manufacturing Capacity Calendar Transactions..... 16
  - Manufacturing Transactions Expected..... 16
  - Manufacturing Capacity Transactions Expected ..... 16
  - Manufacturing Order Lines Expected..... 16
- FIXED ASSETS ANALYSIS..... 17**

FA Transaction .....	17
FA Maintenance Entry .....	17
FA Maintenance Registration .....	17
<b>WAREHOUSE ANALYSIS .....</b>	<b>18</b>
Warehouse Transfer Orders .....	19
Warehouse Posted Transfer Receipts .....	19
Warehouse Posted Transfer Shipments .....	19
Warehouse Posted Inventory Put-aways .....	19
Warehouse Posted Inventory Picks .....	19
Warehouse Transactions .....	19
Warehouse Shipments .....	19
Warehouse Registered Activities .....	19
<b>VERTICAL SOLUTION – LS RETAIL ANALYSIS .....</b>	<b>20</b>
POS Payments.....	21
POS Sales .....	21
POS Vouchers .....	21
POS Voided Sales .....	21
POS Voided Payments .....	21
POS Store Information.....	21
<b>VERTICAL SOLUTION - PEEBLESTONE FASHION ANALYSIS.....</b>	<b>22</b>
Sales Values .....	23
Sales Shipped Quantities .....	23
Sales Delivery.....	23
Sales Orders.....	23
Sales Orders Archive.....	23
PF Sales Orders History.....	23
PF Sales Difference History.....	23
Inventory Shipped Transactions .....	23
Inventory Invoiced Transactions .....	23
Purchase Values.....	24
Purchase Delivery .....	24
Purchase Received Quantities .....	24
Purchase Orders .....	24
Purchase Orders Archive .....	24
PF Purchase Difference History .....	24
PF Purchase Orders Archive .....	24

# SALES ANALYSIS

253 measures and 42 dimensions ensure powerful sales analysis with strongly supported time intelligence (YTD, YoY, PoP, 12 Last months, Rolling 3/6/12) and additional currency for reporting from:

- **Sales Values** - Analyse sales and profit (Gross / Net Sales, Costs, Discounts, Profits, Invoiced quantities, charges, and all averages).
- **Sales Orders & Archive** - By any measure or dimension available in Sales Header or Sales Line.
- **Sales Delivery** - Track delivery performance by Days Late, Amount Late, Qty Late, Lines Late, Amount On-Time, Qty On-Time, Lines On-Time as well as percentages.
- **Sales Budgets** - Compare sales budgets, actuals, and variances (Net Sales, Qty, and Cost).
- **Sales Quantities** - Analyse Shipped Quantities and verify that all shipped is also invoiced.



Customer Name	2017 Net Sales	2018 Net Sales	2019 Net Sales	2020 Net Sales	YTD Variance %	Net Sales YTD Variance %	Profit %	Days Since Last Sale	Amount Late %	Days Late	# Invoices	# Credit Memos	Balance			Turnover Days	Overdue	Overdue %	Net Sales
													Balance	Net Change	Turnover Days				
<b>Total</b>	<b>11,550,755</b>	<b>3,265,184</b>	<b>39.41%</b>	<b>61.04%</b>	<b>38.28%</b>	<b>2.5</b>	<b>1,985</b>	<b>52</b>	<b>4,093,352</b>	<b>3,317,949</b>	<b>81.06%</b>	<b>2,094,543</b>	<b>98</b>	<b>4,093,352</b>	<b>3,317,949</b>	<b>81.06%</b>	<b>11,550,755</b>		
United Km...			474,271	1,667,191															
Netherlands			382,457	466,220															
Canada			346,743	969,137															
Germany			335,304	989,506															
Switzerland			291,696	877,542															
Austria			280,037	581,850															
Denmark			249,655	454,654															
Belgium			201,636	462,605															
Spain			181,920	628,548															
Czech Repu...			181,272	360,484															
Slovenia			179,567	479,255															
Norway			171,972	310,377															
South Africa			167,784	215,325															
Malaysia			154,991	476,879															
<b>Total</b>			<b>4,093,352</b>	<b>11,550,755</b>															

## COMMON DIMENSIONS

- Date
- Item
- Location

## Sales Values

### DIMENSIONS

- Bill To Customer
- Currency
- Document Sales
- Document Sales Order
- Fixed Asset
- General Business & Product Posting Group
- GL Account
- Item Charge & Variant
- Reason Code
- Resource
- Salesperson Purchaser
- Sell To Customer
- Source Code
- Type
- Unit of Measure
- VAT Business & Product Posting Group

### MEASURES

- % of Total Net Sales
- % of Total Sales Invoiced Quantity
- All Customers
- Avg Sales Cost + ACY
- Avg Sales Price + ACY
- Avg Sales Profit + ACY
- Buying Customers
- Days Since Last Sale
- Deal Amount + ACY
- Deals
- Gross Sales + ACY + PCY
- Last Sales Amount + ACY
- Last Sales Quantity
- Last Sales Date
- Net Sales Fixed Assets ACY
- Net Sales GL Account ACY
- Net Sales Item ACY
- Net Sales Item Charges + ACY
- Net Sales Resource ACY
- Net Sales Service Cost + ACY
- Net Sales + ACY
- Net Sales Expected + ACY + PCY
- Net Sales Fixed Assets
- Net Sales GL Account
- Net Sales Item
- Net Sales PCY
- Net Sales Resource
- New Customers
- New Customers Sales + % + ACY + ACY %
- New Items
- New Items Sales + % + ACY + ACY %
- No of Sales Credit Memos
- No of Sales Documents
- No of Sales Invoices
- No of Sales Return Receipts
- No of Sales Shipments
- No of Service Invoices
- No of Service Shipments

- Previous Sales Date
- Profit + % + ACY + ACY % + PCY
- Profit Expected + % + ACY + ACY %
- Sales Cost + ACY + PCY
- Sales Cost Expected + ACY
- Sales Discount %
- Sales Discount ACY %
- Sales Discount Amount + ACY + PCY
- Sales Discount PCY %
- Sales Invoiced Quantity

## Sales Shipped Quantities

### DIMENSIONS

- Bill To Customer
- Currency
- Document Sales
- Document Sales Order
- Fixed Asset
- General Business & Product Posting Group
- GL Account
- Item Charge & Variant
- Reason Code
- Resource
- Return Reason
- Salesperson Purchaser
- Sell To Customer
- Source Code
- Transport Method
- Type
- Unit of Measure
- VAT Business & Product Posting Group

### MEASURES

- Sales Shipped Quantity
- Shipped Invoiced Quantity Variance

## Sales Delivery

### DIMENSIONS

- Bill To Customer
- Currency
- Document Sales
- Document Sales Order
- Fixed Asset
- General Business & Product Posting Group
- GL Account
- Item Charge & Variant
- Reason Code & Return Reason
- Resource
- Salesperson Purchaser
- Sell To Customer
- Shipment Date & Method
- Shipping Agent & Agent Services
- Source Code
- Transport Method
- Type
- Unit of Measure
- VAT Business & Product Posting Group

## Sales Budget Values

### DIMENSIONS

- Sales Budget
- Sell To Customer

### MEASURES

- Net Sales / Budget Index
- Net Sales / Budget Variance
- Net Sales / Budget Variance %
- Net Sales / Budget YTD Index
- Net Sales ACY / Budget Index
- Net Sales ACY / Budget Variance
- Net Sales ACY / Budget Variance %
- Net Sales ACY / Budget YTD Index
- Sales Budget Cost Amount ACY
- Sales Budget Sales Amount ACY
- Sales Quantity / Budget Index
- Sales Quantity / Budget Variance
- Sales Quantity / Budget Variance %
- Sales Quantity / Budget YTD Index

## Sales Orders

### DIMENSIONS

- Bill To Customer
- Currency
- Document Sales
- Document Sales Order
- Fixed Asset
- General Business & Product Posting Group
- GL Account
- Job
- Reason Code & Return
- Sales Document Date
- Sales Document External Document No
- Sales Document Type
- Sales Line Type and No
- Salesperson Purchaser (Salesperson)
- Sell To Customer
- Type
- Unit of Measure
- VAT Business & Product Posting Group

### MEASURES

- No of Sales Document Lines
- Order Value
- Quote Value
- Sales Order Amount + ACY
- Sales Order Amount Invoiced + ACY
- Sales Order Amount Variance + ACY
- Sales Order Amount Shipped + ACY
- Sales Order Amount To Invoice + ACY
- Sales Order Amount To Ship + ACY
- Sales Order Cost Amount
- Sales Order Discount Amount + ACY
- Sales Order Gross Amount + ACY
- Sales Order Outstanding Amount + ACY
- Sales Order Outstanding Quantity
- Sales Order Quantity To Invoice
- Sales Order Quantity To Ship
- Sales Order Quantity Variance
- Sales Order Quantity + Shipped & Invoiced

## Sales Orders Archive

### DIMENSIONS

- Bill To Customer
- Currency
- Document Sales
- Document Sales Order
- Fixed Asset
- General Business & Product Posting Group
- GL Account
- Last Archive All Times
- Last Archive In Day
- Last Archive In Month
- Reason Code
- Sales Document Archive Line No
- Sales Document Archive No
- Sales Document Archive Occurrence
- Sales Document Archive Version
- Sales Document Date & Type
- Salesperson Purchaser
- Sell To Customer
- Type
- Unit of Measure
- VAT Business & Product Posting Group

### MEASURES

- Line Amount - Sales Document Archive (Quantity)
- Line Discount Amount - Sales Document Archive (Quantity)
- Outstanding Quantity - Sales Document Archive
- Quantity Invoiced -Sales Document Archive
- Quantity -Sales Document Archive
- Quantity Shipped - Sales Document Archive
- No of Sales Document Archive Lines



## COMMON DIMENSIONS

- Bill To Customer
- Currency
- Customer Posting Group
- Date
- Document Customer
- Salesperson Purchaser
- Sell To Customer

## Receivables Transactions

### DIMENSIONS

- Due Date

### MEASURES

- % of Total Customer Sales
- % of Total Customer Sales ACY
- Customer Credit + ACY + PCY
- Customer Debit + ACY + PCY
- Customer Discount + ACY
- Customer Net Change + ACY + PCY
- Customer Sales + ACY
- Customer Sales on Credit + % + ACY + ACY %
- No of Receivables Trans Documents
- Receivables Payment Terms + ACY

## Receivables State

### DIMENSIONS

- Due Analysis

### MEASURES

- % of Total Receivables Balance
- % of Total Receivables Balance ACY
- Average Receivables
- Average Receivables ACY
- No of Receivables State Documents
- Receivables Balance
- Receivables Balance ACY
- Receivables Balance PCY
- Receivables Before Due
- Receivables Before Due ACY
- Receivables Due Days
- Receivables Due Days ACY
- Receivables Open Days
- Receivables Open Days ACY
- Receivables Overdue
- Receivables Overdue %
- Receivables Overdue ACY
- Receivables Overdue ACY %
- Receivables Overdue Days
- Receivables Overdue Days ACY
- Receivables Turnover Coefficient
- Receivables Turnover Coefficient ACY
- Receivables Turnover Days
- Receivables Turnover Days ACY

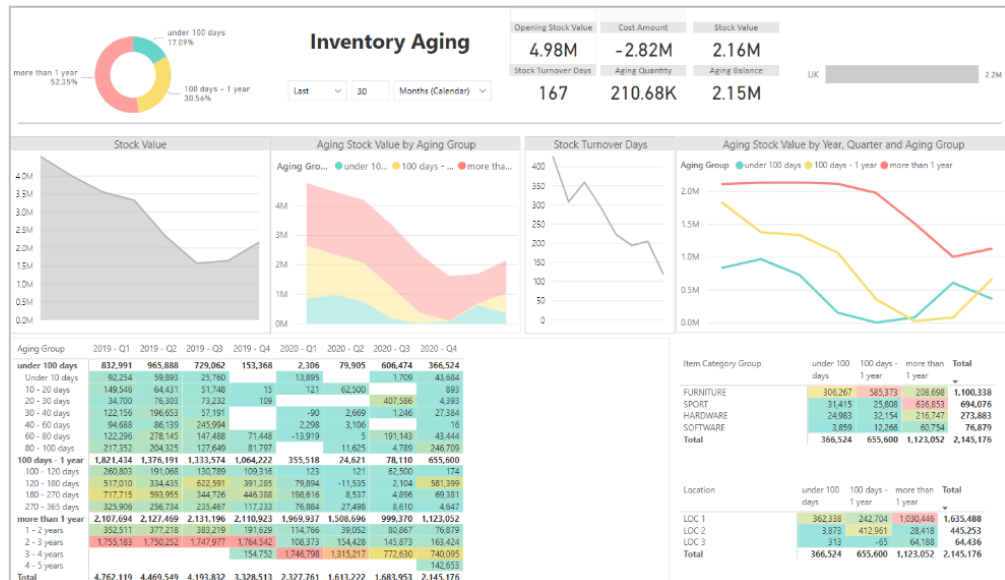
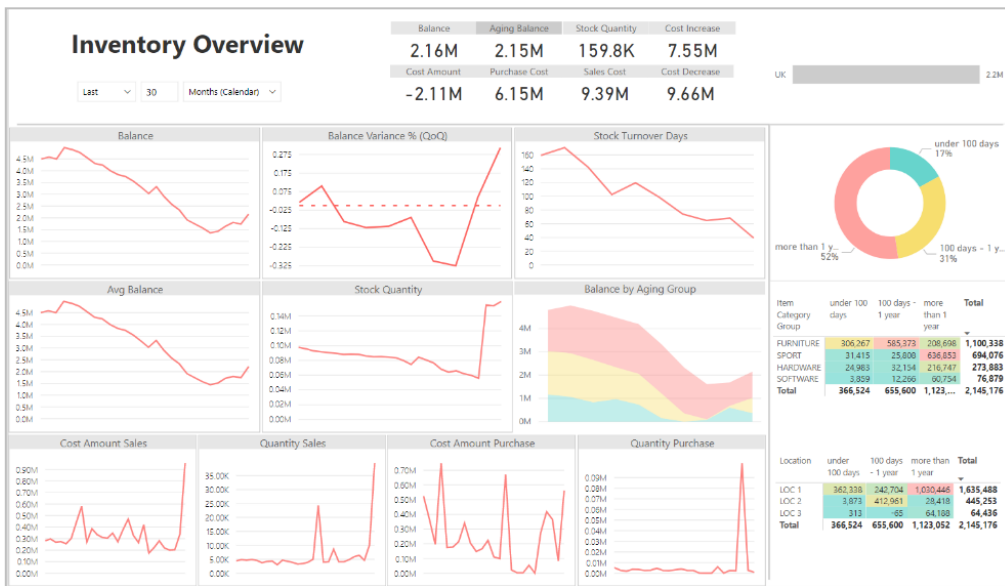


# INVENTORY ANALYSIS

Inventory cube comes with 124 measures organized in four measure groups:

- **Inventory Invoiced Transactions:** Analyze Cost and Quantity (Amount, Increase, Decrease) by Entry type (in multiple variants of measure), Average costs, and Expected values (Posted to GL or Inventory Cost). Inventory Shipped Transactions: analyze Cost and Quantity.
- **Inventory State:** Track the dynamics of your Inventory (Opening / Closing Qty and Balance, Stock Rotation in days, Min / Max Values, Average Qty, and Value over time).
- **Inventory Aging:** Track Aging value and quantity from first BC transactions with all changes over time by detailed aging buckets.

Measure groups are sharing 18 dimensions with 174 attributes in 16 hierarchies.



## COMMON DIMENSIONS

- Date
- Item
- Location

## Inventory Shipped Transactions

### DIMENSIONS

- Document Inventory
- General Business & Product Posting Group
- Is Item Ledger Entry Open & Positive
- Item Ledger Entry Source Type & Source No
- Item Ledger Entry Type
- Item Unit of Measure & Variant
- Reason Code
- Return Reason
- Unit of Measure

### MEASURES

- Inventory Shipped Quantity + Increase & Decrease
- Inventory Shipped Quantity YTD
- No of Items - Inventory Shipped Transactions

## Inventory Invoiced Transactions

### DIMENSIONS

- Document Inventory
- General Business & Product Posting Group
- Item Variant & Ledger Entry Type
- Reason & Source Code

### MEASURES

- % of Total Inventory Cost Amount + ACY
- % of Total Invoiced Quantity
- Average Inventory Transaction Cost + ACY
- Cost Posted to GL + ACY
- Cost Posted To GL Expected + ACY
- Inventory Cost Amount + ACY
- Inventory Cost Amount Consumption + ACY
- Inventory Cost Amount Decrease + ACY
- Inventory Cost Amount Increase + ACY
- Inventory Cost Amount Negative Adjmt + ACY
- Inventory Cost Amount Output + ACY
- Inventory Cost Amount Positive Adjmt + ACY
- Inventory Cost Amount Purchase + ACY
- Inventory Cost Amount Expected + ACY
- Inventory Cost Amount Sale + ACY
- Inventory Cost Amount Transfer + ACY
- Invoiced Quantity + Increase & Decrease
- Invoiced Quantity Consumption
- Invoiced Quantity Negative Adjmt
- Invoiced Quantity Output
- Invoiced Quantity Positive Adjmt
- Invoiced Quantity Purchase
- Invoiced Quantity Sale
- Invoiced Quantity Transfer
- No of Items - Inventory Invoiced Transactions

## Inventory Aging Transactions

### DIMENSIONS

- Inventory Aging

### MEASURES

- Aging Stock Quantity
- Aging Stock Value (Quantity)
- Aging Stock Value ACY
- Aging Stock Cost
- Aging Price Variance %

## Inventory State

### DIMENSIONS

- \*Common Dimensions Only\*

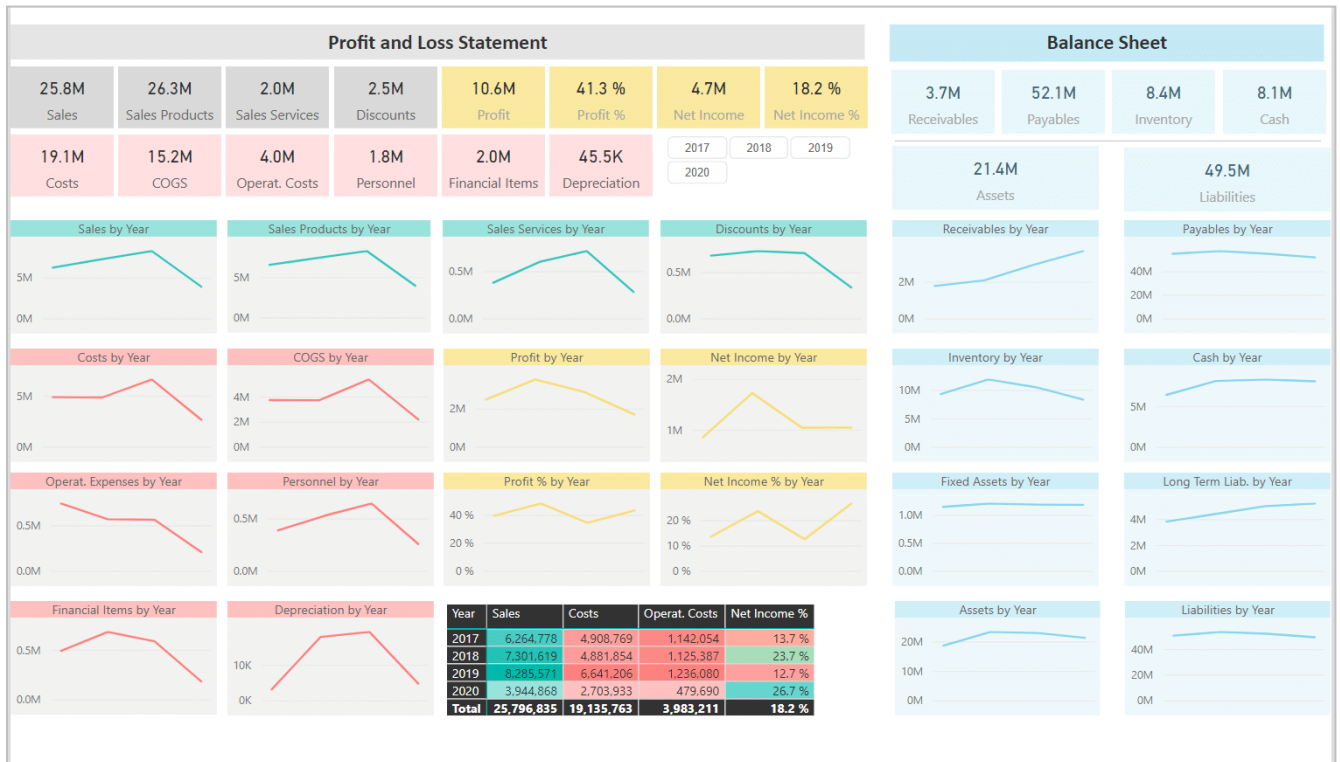
### MEASURES

- Inventory Shipped Quantity
- Stock Quantity
- Stock Value + ACY
- Stock Quantity Physical & Trans
- Stock Value Trans + ACY
- Average Stock Quantity & Value
- Average Stock Value Cost
- Opening Stock Quantity & Value
- Stock Turnover Coefficient & Days
- Max & Min Stock Quantity in Time Span
- Max & Min Stock Value in Time Span
- Average Stock Value ACY & Cost ACY
- Opening Stock Value ACY
- Stock Turnover Coefficient ACY & Days ACY
- Max & Min Stock Value ACY in Time Span
- No of Items - Inventory Aging
- No of Items in Inventory
- Out of Stock 1d & 7d & 14d & 30d
- Out of Stock 1d - No of Items (7d & 14d & 30d)
- Out of Stock 1d % (7d & 14d & 30d)

# FINANCE ANALYSIS

Finance cube comes with 22 dimensions and 179 measures organized in six measure groups:

- **Account Schedules** - Transform static Account Schedules from BC to BI, combine it with any standard BI dimension or any 20 global BC dimension, and get unimaginative flexibility for financial reporting in Excel or Power BI.
- **GL Analysis** - Analyze GL transactions and balances in local currency as well as additional currency for reporting (ACY) for consolidation.
- **GL Budget** - Analyze GL budget and budget variances with well-supported time intelligence and comparisons.
- **Cost Accounting** - Top-bottom analysis of Cost Entries as allocated GL transactions by Account Schedules or Cost Center hierarchy. All details exposed.
- **Cash Flow** - analyze Cash flow (standard BC module) by Source Type, Account and track it down to Forecast document level.



## GL Transactions

### DIMENSIONS

- Bill To Customer
- Business Unit
- Buy From Vendor
- Closed Period
- Date
- Document GL
- Fixed Asset
- GL Account
- GL Entry Reversed
- GL Entry System Created
- General Business Posting Group
- General Posting Type
- General Product Posting Group
- Reason Code
- Source Code
- Source GL
- VAT Business Posting Group
- VAT Product Posting Group

### MEASURES

- GL Balance
- GL Balance ACY
- GL Credit Amount (Quantity)
- GL Credit Amount ACY
- GL Debit Amount (Quantity)
- GL Debit Amount ACY
- GL Net Change ACY
- GL Net Change (Quantity)
- GL Net Change Last
- GL Net Change Last ACY
- GL Opening Balance
- GL Opening Balance ACY
- GL VAT Amount (Quantity)
- No of GL Entries

## GL Budget Transactions

### DIMENSIONS

- Account Schedule
- GL Account

### MEASURES

- GL Budget Amount (Quantity)
- GL Budget Amount ACY
- GL Net Change ACY / Budget ACY Index
- GL Net Change ACY / Budget ACY YTD Index
- GL Net Change/ Budget Index
- GL Net Change/ Budget Variance
- GL Net Change/ Budget Variance ACY
- GL Net Change/ Budget Variance ACY YTD
- GL Net Change/ Budget Variance YTD
- GL Net Change/ Budget YTD Index
- No of GL Budget Entries

## GL Account Schedule Transactions

### DIMENSIONS

- Business Unit
- Date
- GL Account
- GL Budget

## GL Cash Flow Transactions

### DIMENSIONS

- Cash Flow Account
- Cash Flow Forecast
- Cash Flow SourceType
- Cash Flow Source Type and No (Source No.)
- Closed Period
- Date
- Document Cash Flow
- GL Budget

### MEASURES

- Cash Flow Amount (Quantity)



## COMMON DIMENSIONS

- Buy From Vendor
- Date
- Item
- Location

## Purchase Values

### DIMENSIONS

- Currency
- Document Purchase
- Fixed Asset
- General Business & Product Posting Group
- GL Account
- Item Charge & Variant
- Pay To Vendor
- Reason & Source Code
- Salesperson Purchaser
- Type
- Unit of Measure
- VAT Business & Product Posting Group

### MEASURES

- % of Total Purchase Cost Amount + ACY
- All Vendors
- Average Purchase Price
- Days Since Last Purchase
- Last Purchase Date & Amount & Price & Quantity
- New Items Purchased
- New Vendors
- New Vendors Purchase + %
- No of Purchase Credit Memos & Documents & Receipts & Invoices
- Previous Purchase Date
- Purchase Cost Amount + ACY
- Purchase Cost Amount GL + ACY
- Purchase Cost Amount Item + ACY + PCY
- Purchase Cost Amount Expected + ACY + PCY
- Purchase Cost Amount FA + ACY
- Purchase Deal Amount
- Purchase Deals
- Purchase Discount % + ACY %
- Purchase Discount Amount + ACY + PCY
- Purchase Gross Cost Amount + ACY
- Purchase Price ACY
- Purchase Invoiced Quantity
- Purchasing Vendors

## Purchase Delivery

### DIMENSIONS

- Document Purchase
- Fixed Asset
- General Business & Product Posting Group
- Item Charge & Variant
- Pay To Vendor
- Reason & Source Code
- Shipment & Transport Method
- Type
- Unit of Measure

## MEASURES

- Amount - Purchase Delivery + ACY
- Amount Late- Purchase Delivery + ACY
- Amount Late % - Purchase Delivery
- Amount On-Time % - Purchase Delivery
- Days Late - Purchase Delivery
- Line Discount - Purchase Delivery
- Lines Count - Purchase Delivery
- Lines Late + % - Purchase Delivery
- Lines On-Time + % - Purchase Delivery
- Quantity - Purchase Delivery
- Quantity Late + % - Purchase Delivery
- Quantity On-Time + % - Purchase Delivery
- Purchase Received Quantity
- Purchase Received / Invoiced Variance
- Purchase Received / Invoiced Variance YTD

## Purchase Received Quantities

### DIMENSIONS

- Document Purchase
- Fixed Asset
- General Business & Product Posting Group
- Item Charge & Variant
- Pay To Vendor
- Salesperson Purchaser
- Source Code
- Transport Method
- Type
- Unit of Measure
- VAT Business & Product Posting Group

### MEASURES

- Inventory Shipped Quantity + Increase & Decrease

## Purchase Budget Values

### DIMENSIONS

- Purchase Budget

### MEASURES

- Inventory Shipped Quantity + Increase & Decrease

## Purchase Orders

### DIMENSIONS

- Currency
- Document Purchase Order
- Fixed Asset
- General Business & Product Posting Group
- GL Account
- Pay To Vendor
- Purchase Document Date
- Reason Code
- Salesperson Purchaser
- Type
- Unit of Measure
- VAT Business & Product Posting Group

### MEASURES

- No of Purchase Document Lines
- Purchase Order Amount + ACY
- Purchase Order Amount Invoiced + ACY
- Purchase Order Amount Received + ACY
- Purchase Order Amount To Invoice + ACY

- Purchase Order Amount To Receive + ACY
- Purchase Order Discount Amount + ACY
- Purchase Order Gross Amount + ACY
- Purchase Order Outstanding Amount + ACY
- Purchase Order Outstanding Quantity
- Purchase Order Quantity To Invoice & Receive
- Purchase Order Quantity + Invoiced & Received

## **Purchase Orders Archive**

### **DIMENSIONS**

- Currency
- Fixed Asset
- General Business & Product Posting Group
- GL Account
- Last Archive All Times
- Last Archive In Day & Month
- Pay To Vendor
- Purchase Document Archive No & Line No
- Purchase Document Archive Occurrence & Version
- Purchase Document Date
- Reason Code
- Salesperson Purchaser
- Type
- Unit of Measure
- VAT Business & Product Posting Group

### **MEASURES**

- No of Purchase Document Archive Lines
- Line Amount & Discount Amount - Purchase Document Archive
- Outstanding Quantity - Purchase Document Archive
- Quantity + Invoiced & Received - Purchase Document Archive





## COMMON DIMENSIONS

- Buy From Vendor
- Currency
- Date
- Document Vendor
- Pay To Vendor
- Salesperson Purchaser
- Vendor Posting Group

## Payables Transactions

### DIMENSIONS

- Document Inventory
- Due Date

### MEASURES

- % of Total Vendor Purchase + ACY
- Payables Payment Terms + ACY
- Vendor Credit + ACY + PCY
- Vendor Debit + ACY + PCY
- Vendor Discount +ACY
- Vendor Net Change + ACY + PCY
- Vendor Purchase + ACY
- Vendor Purchase on Credit + % + ACY + ACY %

## Payables State

### DIMENSIONS

- Due Analysis

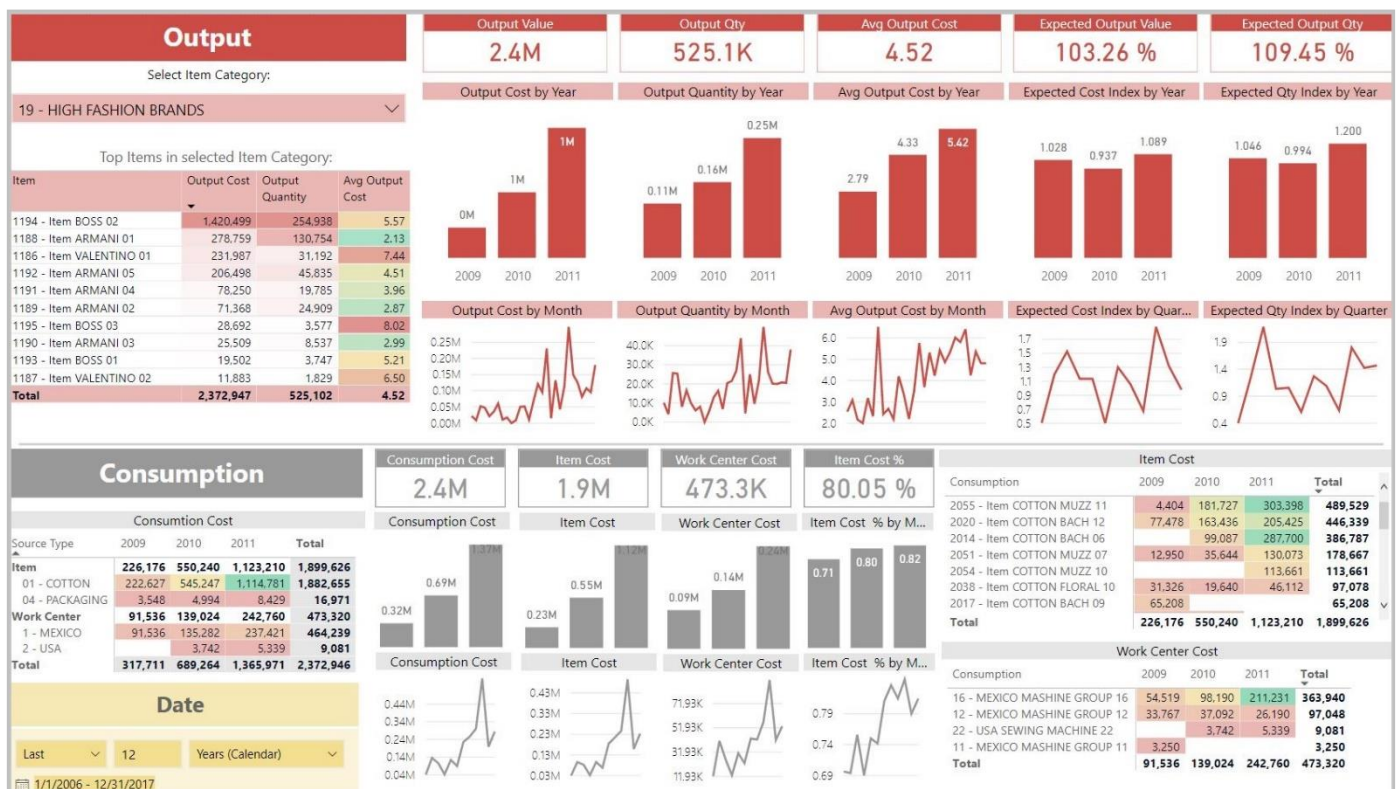
### MEASURES

- % of Total Payables Balance
- % of Total Payables Balance ACY
- Average Payables
- Average Payables ACY
- No of Documents Payables State
- Payables Balance
- Payables Balance ACY
- Payables Balance PCY
- Payables Before Due
- Payables Before Due ACY
- Payables Due Days
- Payables Due Days ACY
- Payables Open Days
- Payables Open Days ACY
- Payables Overdue
- Payables Overdue %
- Payables Overdue ACY
- Payables Overdue ACY %
- Payables Overdue Days
- Payables Overdue Days ACY
- Payables Turnover Coefficient
- Payables Turnover Coefficient ACY
- Payables Turnover Days
- Payables Turnover Days ACY

# MANUFACTURING ANALYSIS

The manufacturing model comes with 36 measures, 19 dimensions organized in four-measure groups:

- **Manufacturing** - Analyze Input, Output, and Work-in-progress of quantities and values across items and capacities. Find out how you produced over time. Where and which items have been consumed as a material or capacity for possible cost control or product recall.
- **Manufacturing Expected** - Compare expected values (before starting Production Order) with actuals and for costs and quantities at any level of the production process and improve production BOM.
- **Capacity Calendar** - Analyze capacity, actuals, and variance of Work Centers (people, machines) group by any BC attribute.
- **Capacity Times** - Run, Setup and Stop Time, also available as percentages.



## COMMON DIMENSIONS

- Composition
- Consumption
- Date

## Manufacturing Transactions

### DIMENSIONS

- Item
- Item Unit of Measure & Variant
- Location
- Production Order
- Scrap
- Stop

### MEASURES

- Average Output & Consumption Cost
- Manufacturing Consumption Cost & Quantity
- Manufacturing Cost
- Manufacturing Output Cost & Quantity
- Manufacturing Overhead Cost
- Manufacturing Quantity
- Manufacturing Run Time + %
- Manufacturing Scrap Quantity
- Manufacturing Setup Time + %
- Manufacturing Stop Time + %
- Manufacturing WIP

## Manufacturing Capacity Cost Transactions

### DIMENSIONS

- Item
- Location
- Production Order
- Scrap
- Stop

## Manufacturing Capacity Time Transactions

### DIMENSIONS

- Item
- Location
- Production Order
- Scrap
- Stop

## Manufacturing Capacity Calendar Transactions

### DIMENSIONS

- \*Common Dimensions Only\*

### MEASURES

- Capacity Effective
- Capacity Variance
- Quantity / Capacity Index

## Manufacturing Transactions Expected

### DIMENSIONS

- Item
- Location

### MEASURES

- Expected Consumption Cost & Quantity
- Expected Cost
- Expected Output Cost & Quantity
- Expected Overhead Cost
- Expected Quantity
- Expected Run Time + %
- Expected Setup Time + %
- Manufacturing Cost /Expected Cost Index
- Manufacturing Quantity /Expected Quantity Index
- Manufacturing Cost /Expected Cost Variance
- Manufacturing Quantity /Expected Quantity
- Manufacturing Quantity /Expected Quantity Variance %
- Variance Manufacturing Cost /Expected Cost Variance %

## Manufacturing Capacity Transactions Expected

### DIMENSIONS

- Item
- Location

## Manufacturing Order Lines Expected

### DIMENSIONS

- Item
- Location

# FIXED ASSETS ANALYSIS

Fixed Assets Analysis cube comes with **64 measures** organized in 3 measure groups and **32 dimensions**.

- **FA Entry:** Analyze Fixed Assets amounts by Depreciation Book, FA Posting Category, FA Posting date, Group and Type, and various Codes.
- **Maintenance Entry:** Analyze Maintenance Amount and Quantity by Location, Maintenance, Fixed Asset, Depreciation Book.
- **Maintenance Registration:** Analyze the Number of Maintenance Registrations by various dimensions.

## COMMON DIMENSIONS

- Date
- Fixed Asset

## FA Transaction

### DIMENSIONS

- Depreciation Book
- Document Fixed Asset
- FA AutomaticEntry
- FA Class
- FA Correction
- FA Depreciation Book
- FA Depreciation Method
- FA Disposal Calculation Method
- FA IndexEntry
- FA Location
- FA Part of Book Value
- FA Part of Depreciable Basis
- FA Posting Category
- FA Posting Date
- FA Posting Group
- FA Posting Type
- FA Reclassification Entry
- FA Reversed
- FA Subclass
- General Business Posting Group
- General Product Posting Group
- Location
- Reason Code
- Source Code
- VAT Business Posting Group
- VAT Product Posting Group

### MEASURES

- FA Amount
- FA Debit Amount
- FA Credit Amount
- FA Quantity
- FA VAT Amount
- No of Fixed Assets
- FA Balance
- FA Opening Balance
- FA Depreciation

- FA Acquisition Cost
- FA Book Value
- FA Proceeds on Disposal
- FA Gain/Loss
- FA Write-Down
- FA Appreciation
- FA Depreciable Basis
- FA Salvage Value
- FA Book Value on Disposal
- FA Acquisition Cost Balance
- FA Acquisition Cost Opening Balance
- FA Depreciation Balance
- FA Depreciation Opening Balance

## FA Maintenance Entry

### DIMENSIONS

- Depreciation Book
- Document FA Maintenance
- FA Class
- FA Location
- FA Maintenance
- FA Posting Group
- FA Subclass
- Location
- Reason Code
- Source Code

### MEASURES

- FA Maintenance Amount
- FA Maintenance Debit Amount
- FA Maintenance Credit Amount
- FA Maintenance Quantity

## FA Maintenance Registration

### DIMENSIONS

- FA Maintenance Registration Comment
- Vendor

### MEASURES

- No of FA Maintenance Registrations

# WAREHOUSE ANALYSIS

The warehouse Analysis cube comes with **47 measures organized in 8 measure groups** and **22 dimensions**.

- **Transfer Orders:** Analyze Transfer Orders by Document Transfer Order, Item, Item Category, Item Variant, Location In-Transit, Location Transfer From, Location Transfer To, Shipment Method, Shipping Agent, Shipping Agent Services, Source Code, Store, Transport Method.
- **Posted Transfer Receipts / Shipments:** Analyze Transfer Receipts / Shipments by Date, Item, Item Category, Item Variant, Location Transfer From, Location Transfer To, Receipt Date, Shipment Date, Shipment Method, Shipping Agent, Shipping Agent Services and Transport Method.
- **Posted Inventory Put-Away:** Analyze Transfer Shipments by Date, Document Posted Inv Put-away No, Item, Item Variant, Location, Posted Inv Put-away Source Document/Type/No, Shipment Method, Shipping Agent, Shipping Agent Services and Zone.
- **Posted Inventory Pick:** Analyze Transfer Shipments by Date, Item, Item Variant, Location, Shipment Method, Shipping Agent, Shipping Agent Services, and Zone.
- **Warehouse:** Analyze Warehouse by Date, Item, and Location.
- **Warehouse Shipment:** Analyze Warehouse Shipment by Date.
- **Warehouse registered Activity Document:** Analyze registered Activity Document by Date.

## COMMON DIMENSIONS

- Item
- Item Unit of Measure
- Item Variant

## Warehouse Transfer Orders

### DIMENSIONS

- Document Transfer Order
- Location In-Transit
- Location Transfer From
- Location Transfer To
- Reason Code
- Shipment Method
- Shipping Agent
- Shipping Agent Services
- Source Code
- Store
- Transport Method

### MEASURES

- Quantity
- Qty to Ship
- Qty to Receive
- Quantity Shipped
- Quantity Received
- Quantity Base
- Outstanding Qty Base
- Qty to Ship Base
- Qty Shipped Base
- Qty to Receive Base
- Qty Received Base
- Qty per Unit of Measure
- Outstanding Quantity
- Gross Weight
- Net Weight
- Qty in Transit
- Qty in Transit Base
- DW Measures
- No of Transfer Order Lines

## Warehouse Posted Transfer

### Receipts

#### DIMENSIONS

- Date
- Location Transfer From
- Location Transfer To
- Reason Code
- Receipt Date
- Shipment Date
- Shipment Method
- Shipping Agent
- Shipping Agent Services
- Transport Method

#### MEASURES

- Quantity -Transfer Receipt
- Quantity Base-Transfer Receipt
- Qty per Unit of Measure-Transfer Receipt

## Warehouse Posted Transfer Shipments

### DIMENSIONS

- Date
- Location Transfer From
- Location Transfer To
- Reason Code
- Receipt Date
- Shipment Date
- Shipment Method
- Shipping Agent
- Shipping Agent Services
- Transport Method

### MEASURES

- Quantity -Transfer Shipments
- Quantity Base-Transfer Shipments
- Qty per Unit of Measure-Transfer Shipments

## Warehouse Posted Inventory

### Put-aways

#### DIMENSIONS

- Date
- Document Posted Inv Put-away No
- Document Transfer Order
- Location
- Location In-Transit
- Posted Inv Put-away Source Document
- Posted Inv Put-away Source Type
- Posted Inv Put-away Source Type No
- Shipment Method
- Shipping Agent
- Shipping Agent Services
- Zone

#### MEASURES

- Qty per Unit of Measure- Posted Inv Put-away
- Quantity - Posted Inv Put-away
- Qty Base- Posted Inv Put-away

## Warehouse Posted Inventory

### Picks

#### DIMENSIONS

- Date
- Location
- Shipment Method
- Shipping Agent
- Shipping Agent Services
- Zone

#### MEASURES

- Qty per Unit of Measure- Posted Inv Pick
- Quantity - Posted Inv Pick
- Qty Base- Posted Inv Pick

## Warehouse Transactions

### DIMENSIONS

- Date
- Location

### MEASURES

- Warehouse- Qty Put Away Base
- Warehouse Quantity Base

## Warehouse Shipments

### DIMENSIONS

- Date
- Location
- Shipment Method
- Shipping Agent
- Shipping Agent Services
- Zone

### MEASURES

- WarehouseShipment - Qty Base

## Warehouse Registered

### Activities

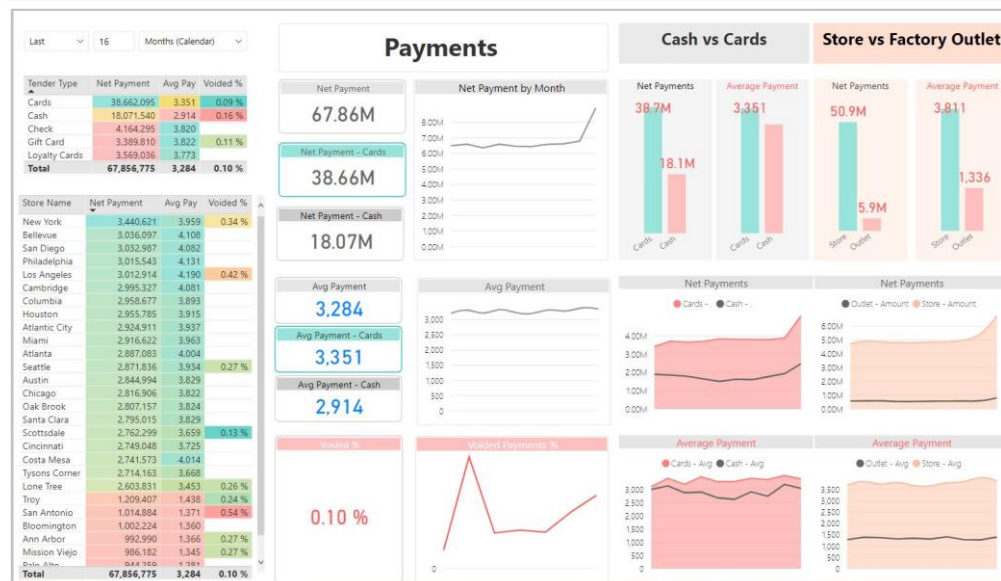
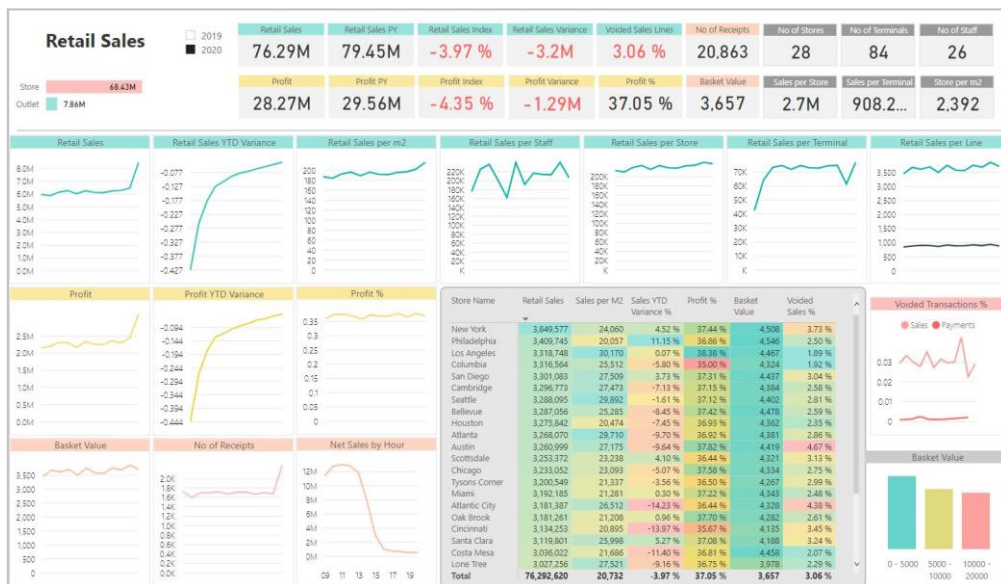
#### DIMENSIONS

- Date
- Location
- Shipment Method
- Shipping Agent
- Shipping Agent Services
- Zone

# VERTICAL SOLUTION – LS RETAIL ANALYSIS

Retail cube comes with 330 measures with well-supported time intelligence with Daily / Weekly / Monthly Sales and many variances (YTD, MTD, WTD, YoY, and PoP) of base measures and additional currency for the reporting.

- **POS Sales** - Analyze Gross / Net Sales (per Line, M2, Item, Staff, Store, and Terminal), Profit and Qty, Basket Value, Store Size, Returns, Tax, and Discounts.
- **POS Payments** - Analyze payment habits (Net Amount, Average Payment) by Tender Type, Card down to payment line.
- **POS Batch** - Analyze POS events (durations, logons, returns, voids, transactions, returns)
- **POS Vouchers** - Analyze Open amount, Net amount, and Applied amount by Created, Applied, and Expired Date of Vouchers.
- **Retail Store Information** - Track Store Area M2 (from store information or store sections) that is used for calculation of averages in other measure groups



## POS Payments

### DIMENSIONS

- Currency
- Customer
- Date
- Payment Line No
- Receipt
- Staff
- Store
- Tender Card & Type
- Terminal
- Time
- Transaction Status

### MEASURES

- Amount Change POS + ACY
- Amount Paid Currency POS
- Amount Paid POS + ACY
- Average Payment POS + ACY
- Average Exchange Rate POS
- Net Payment Currency POS (Quantity)
- Net Payment POS (Quantity)
- Net Payment POS ACY
- No of Payment Lines POS
- No of Payments POS

## POS Sales

### DIMENSIONS

- Basket Value
- Currency
- Customer
- Date
- Entry Status
- Is Deal Line
- Is Item Number Scanned
- Is Item Scaled & Weighted
- Is Keyboard Item Entry
- Is Line Discounted
- Is Price Change & in Barcode
- Is Return Sale
- Is Weight Manually Entered
- Item + Category & Variant
- Receipt & Line No
- Staff
- Store + Store Section
- Terminal
- Time
- Type of Sale
- Unit of Measure
- Transaction Status

### MEASURES

- Cost Amount POS (Quantity)
- Cost Amount POS ACY
- Coupon Discount POS (Quantity)

- Coupon Discount POS ACY
- Customer Discount POS (Quantity)
- Customer Discount POS ACY
- Customer Invoice Discount POS (Quantity)
- Customer Invoice Discount POS ACY
- Discount Amount From Standard Price POS
- Discount Amount POS (Quantity)
- Discount Amount POS ACY
- Discount AmountFrom Standard Price POS
- Gross Sales inc VAT POS
- Gross Sales inc VAT POS ACY
- Gross Sales POS
- Gross Sales POS ACY
- Infocode Discount POS (Quantity)
- Infocode Discount POS ACY
- Line Discount POS (Quantity)
- Net Sales inc VAT POS
- Net Sales inc VAT POS ACY
- Net Sales POS (Quantity)
- Net Sales POS ACY
- No of Sales Lines POS
- Periodic Discount POS (Quantity)
- Periodic Discount POS ACY
- Previous Sales Date POS
- Profit ACY % POS
- Profit POS
- Profit POS ACY
- Quantity POS (Quantity)
- Total Discount POS (Quantity)
- Total Discount POS ACY
- Total Rounded Amount POS (Quantity)
- Total Rounded Amount POS ACY
- UOM Quantity POS (Quantity)
- VAT Amount POS (Quantity)
- VAT Amount POS ACY

## POS Vouchers

### DIMENSIONS

- Contact
- Date Applied & Created - POS Data
- Date Expiring
- POS Data Entry Type
- Store
- Terminal
- Voucher + Date & Entry Type & Line No & Voided

### MEASURES

- Data Entry Amount POS (Quantity)

- Data Entry Amount POS ACY
- Data Entry Applied Amount POS (Quantity)
- Data Entry Applied Amount POS ACY
- Voucher Amount POS (Quantity)
- Voucher Amount POS ACY

## POS Voided Sales

### DIMENSIONS

- Currency
- Customer
- Date
- Entry Status
- Item + Category & Variant
- Staff
- Store
- Terminal
- Transaction Status

### MEASURES

- No of Voided Lines POS
- Voided Net Amount POS (Quantity)
- Voided Net Amount POS ACY
- Voided Sales Lines % POS

## POS Voided Payments

### DIMENSIONS

- Currency
- Customer
- Date
- Entry Status
- Staff
- Store
- Tender Card & Type
- Terminal
- Transaction Status

### MEASURES

- No of Voided Payments POS
- Voided Net Payment POS (Quantity)
- Voided Net Payment POS ACY
- Voided Payments % POS

## POS Store Information

### DIMENSIONS

- Store

### MEASURES

- Store Size m2 POS (Quantity)



# VERTICAL SOLUTION - PEEBLESTONE FASHION ANALYSIS

Peeblestone cube comes in 3 different application areas of your business:

- 1. Sales Application Area** – In this area, we offer Peeblestone dimensions for **10 different facts**.  
Starting from the sole beginning of your sales processes like "Sales Item" going all the way to your sales archive and history like "Sales Orders Archive & History".  
Here we have 21 different PF dimensions which apply in the 10 different facts in a different combination.
- 2. Inventory Application area** – In this area, we offer Peeblestone dimensions for **2 different facts**.  
One is "Inventory Shipped Transactions" and the other is "Inventory Invoiced Transactions". The **PF dimensions** that we offer are the same for both facts.
- 3. Purchase Application Area** - In this area, we offer Peeblestone dimensions for **10 different facts**.  
Similar as in the Sales area, the dimensions apply for facts starting from the sole beginning of the purchase process like "Purchase Value Item" going all the way to your purchase archive and history like "Purchase Orders Archive & History".  
Here we have 20 different PF dimensions which apply in the 10 different facts in a different combination.

## SALES

### Sales Values

#### DIMENSIONS

- PF Brand
- PF Collection
- PF Component Base 3 to 10
- PF Customer Group
- PF Gender
- PF Horizontal Component
- PF Model
- PF Order Type
- PF Season
- PF Theme
- PF Vertical Components

### Sales Shipped Quantities

#### DIMENSIONS

- PF Brand
- PF Collection
- PF Component Base 3 to 10
- PF Customer Group
- PF Gender
- PF Horizontal Component
- PF Model
- PF Order Type
- PF Season
- PF Theme
- PF Vertical Components

### Sales Delivery

#### DIMENSIONS

- PF Brand
- PF Collection
- PF Component Base 3 to 10
- PF Customer Group
- PF Gender
- PF Horizontal Component
- PF Model
- PF Order Type
- PF Season
- PF Theme
- PF Vertical Components

### Sales Orders

#### DIMENSIONS

- PF Brand
- PF Collection
- PF Component Base 3 to 10
- PF Customer Group
- PF Document Sales Order History
- PF Gender
- PF Horizontal Component
- PF Model
- PF Order Type
- PF Range
- PF Season
- PF Theme
- PF Vertical Components

## Sales Orders Archive

#### DIMENSIONS

- PF Brand
- PF Buying Group (Buying Group Membership)
- PF Collection
- PF Component Base 3 to 10
- PF Customer Group
- PF Document Sales Order History
- PF Gender
- PF Horizontal Component
- PF Model
- PF Order Type
- PF Range
- PF Season & PF Theme
- PF Vertical Components

### PF Sales Orders History

#### DIMENSIONS

- PF Brand
- PF Buying Group (Buying Group Membership)
- PF Collection
- PF Component Base 3 to 10
- PF Customer Group
- PF Document Sales Order History
- PF Gender
- PF Horizontal Component
- PF Model
- PF Order Type
- PF Range (Range)
- PF Season
- PF Theme
- PF Vertical Components

### PF Sales Difference History

#### DIMENSIONS

- PF Document Sales Order History

## INVENTORY

### Inventory Shipped

#### Transactions

#### DIMENSIONS

- PF Brand
- PF Collection
- PF Component Base 3 to 10
- PF Customer Group
- PF Gender
- PF Horizontal Component
- PF Model
- PF Order Type
- PF Season
- PF Theme
- PF Vertical Component

### Inventory Invoiced

#### Transactions

#### DIMENSIONS

- PF Brand
- PF Collection
- PF Component Base 3 to 10
- PF Customer Group
- PF Gender
- PF Horizontal Component
- PF Model
- PF Order Type
- PF Season
- PF Theme
- PF Vertical Component

# PURCHASE

## Purchase Values

### DIMENSIONS

- PF Brand
- PF Collection
- PF Component Base 3 to 10
- PF Gender
- PF Horizontal Component
- PF Model
- PF Order Type
- PF Season
- PF Theme
- PF Vertical Component

## Purchase Delivery

### DIMENSIONS

- PF Brand
- PF Collection
- PF Component Base 3 to 10
- PF Gender
- PF Horizontal Component
- PF Model
- PF Season
- PF Theme
- PF Vertical Component

## Purchase Received Quantities

### DIMENSIONS

- PF Brand
- PF Collection
- PF Component Base 3 to 10
- PF Gender
- PF Horizontal Component
- PF Model
- PF Order Type
- PF Season
- PF Theme
- PF Vertical Component

## Purchase Orders

### DIMENSIONS

- PF Brand
- PF Buying Group (Buying Group Membership)
- PF Collection
- PF Component Base 3 to 10
- PF Gender
- PF Horizontal Component
- PF Model
- PF Range (Range)
- PF Season
- PF Theme
- PF Vertical Component

## Purchase Orders Archive

### DIMENSIONS

- PF Brand
- PF Buying Group (Buying Group Membership)
- PF Collection
- PF Component Base 3 to 10
- PF Gender

- PF Horizontal Component
- PF Model
- PF Season
- PF Theme
- PF Vertical Component

## PF Purchase Difference History

### DIMENSIONS

- PF Document Purchase Order History

## PF Purchase Orders Archive

### DIMENSIONS

- PF Brand
- PF Buying Group (Buying Group Membership)
- PF Collection
- PF Component Base 3 to 10
- PF Document Purchase Order History
- PF Gender
- PF Horizontal Component
- PF Model
- PF Range (Range)
- PF Season
- PF Theme
- PF Vertical Component